

GT 400

Heavy-Duty, Surface-Mounted Swing Door Operator

The **GT 400** is designed to work with existing or new door installations. This heavy duty system can handle pedestrian traffic under the busiest conditions. It's proven mechanical design provides smooth, long lasting operation. New Side Load Header makes installation and maintenance easier and faster.

The **GT 400** is available as a complete swing door package including operators, sensors, jambs and stiles!



GT 400 Single Swing Door System

PRODUCT FEATURES

- Proven design for **proven reliability**
- Works with new or existing door frames
- Mechanical operator used with basic electronic or microprocessor (standard) controller provides smooth, efficient operation
- Adjustable closing speeds allow the door to close sooner for energy savings or slower for increased pedestrian protection
- Mechanical operator used with Microprocessor **provides efficient, smooth operation**
- Hold Close function **counteracts positive building stack pressures**
- Works with butt-hung, offset pivot or center pivot door without requiring the special linkage making it **easy to install**
- Optional length headers for improved appearance
- Heavy-duty spring closer
- Heavy-duty all steel motor and mechanical gear box **outperforms the competition**
- Available with bottom load or **convenient Sideload Header**
- Sideload access panel simply pivots up and locks into position, out of the way, enabling the operator to be **quickly installed or removed for easy servicing** while allowing the door to remain in a closed position, **eliminating the loss of energy from within the building**
- Panic breakout available for center pivoted doors – **allows inswinging doors to swing out in case of emergency**
- Recycle feature stops and reverses direction of swing path when an object is encountered for greater pedestrian protection
- **Seamless interface** with a variety of activation devices and auxiliary equipment including fire alarm systems
- CAD drawings and 3-part specs are available on the website www.nabcoentrances.com

APPROVALS:

Meets ANSI Standard 156.10 when used with mats, Acusensor 1B or Acugard complete swing door sensor system, sensor packages, UL, CSA and CSFM approved.

GT 400 Mechanical Operator



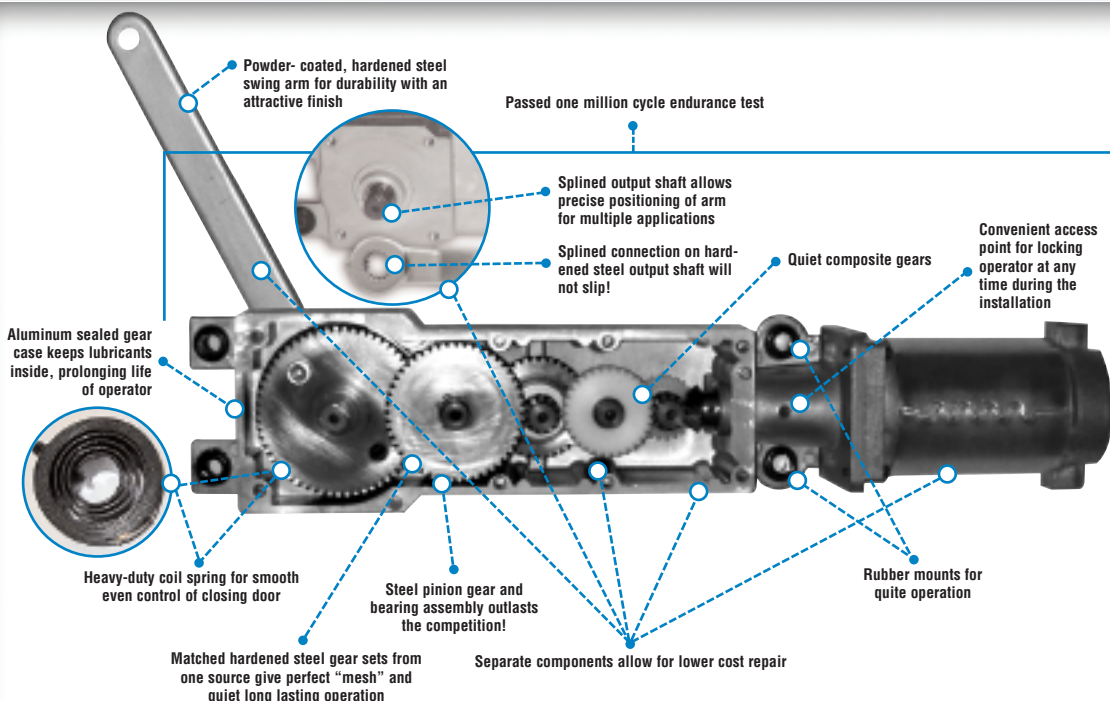
Sideload Header makes it easier and faster to install and service the door operator and controls



We ensure the highest level of Customer Satisfaction and the lowest failure rate by rigorously testing each GT 400 for hundreds of cycles prior to shipment.



NABCO offers a complete line of activating devices including key switches, wall switches, jamb mounted switches and radio controls.



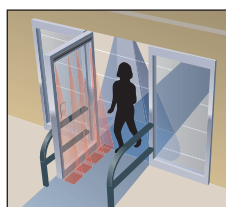
FINISHES:

The GT 400 is available in 2 standard anodized finishes, clear aluminum or dark bronze. NABCO can provide a custom color match in wet paint or powder coat paint. Custom anodized colors are available to meet your specifications. The header can also be clad in stainless or bronze with your choice of finishes.

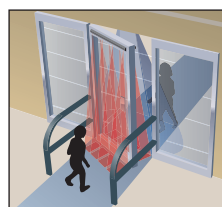
OPTIONAL SENSORS:



ACUGARD 3
Complete Sensing System



When used with the advanced "U" Series microprocessor, sensors starting from the pivot end systematically adjust as walls or guide rails overlap the sensing area.



As the door is opening, an Acugard sensor detects a person in the path of the door and stops the door from opening.

NABCO SERVICE

Our friendly, qualified technicians service swing, slide, and folding doors, and sensors for all major brands of entrances. NABCO also offers turnkey programs that meet all ANSI standards to replace entire entrance systems from tear-out to finish.

Email – customerservice@nabcoentrances.com

TECHNICAL SPECIFICATIONS:

Complete 3-part specs are available at www.nabcoentrances.com

Distributed By:

MANUFACTURER
NABCO ENTRANCES INC.
 P.O. Box 906
 Muskego, WI 53150
 Phone 877-622-2694 Fax 888-679-3319

www.nabcoentrances.com
 email info@nabcoentrances.com