

GT 300

Heavy Duty, Overhead Concealed Swing Door Operator

The **GT 300 Overhead Concealed System** has toughness built right in. This heavy duty system can handle pedestrian traffic under the busiest conditions. Its proven mechanical design provides smooth long lasting operation while its flush swing arm gives it a cleaner, more attractive appearance. Pivots on frame make it easy to service, eliminating the need to remove the door panel.

The GT 300 is available as a complete swing door package including operators, sensors, jambs and stiles!



GT 300 single swing door system

PRODUCT FEATURES

- Proven design for **proven reliability**
- Arm is flush when door is closed for a **sleek attractive appearance**
- Mechanical operator used with Basic Electronic or Microprocessor (standard) controller **provides efficient, smooth operation**
- Adjustable closing speeds allow the door to close sooner for energy savings or slower for increased pedestrian protection
- Hold Close function **counteracts positive building stack pressures**
- The door is supported by heavy-duty pivots on the top and bottom of the door frame instead of on the operator shaft, allowing for **convenient servicing without having to remove the door**
- Optional length headers for improved appearance
- Heavy-duty spring closer
- Heavy-duty all steel motor and mechanical gear box **outperforms the competition**
- Panic breakout available for center pivoted doors – **allows inswinging doors to swing out in case of emergency**
- Recycle feature available **stops and reverses directions of swing path when an object is encountered for greater pedestrian protection**
- Available with bottom load or **convenient Sideload Header**
- Sideload header access panel simply pivots up and locks into position, out of the way, enabling the operator to be **quickly installed or removed for easy servicing** while allowing the door to remain in a closed position, **eliminating the loss of energy from within the building**
- Works with new or existing door frames
- **Seamless interface with a variety of activation devices** and auxiliary equipment including fire alarm systems
- CAD drawings and 3-part specs are available on the website www.nabcoentrances.com

APPROVALS:

* All features, components and accessories meet ANSI 156.19 standards. They are also CSA and UL approved and comply with ANSI 117.1 and the Low Energy Operator section of ADA



GT 300 Mechanical Operator



GT 300 bi-part swing door system.
(shown with Acugard Complete Sensing System)



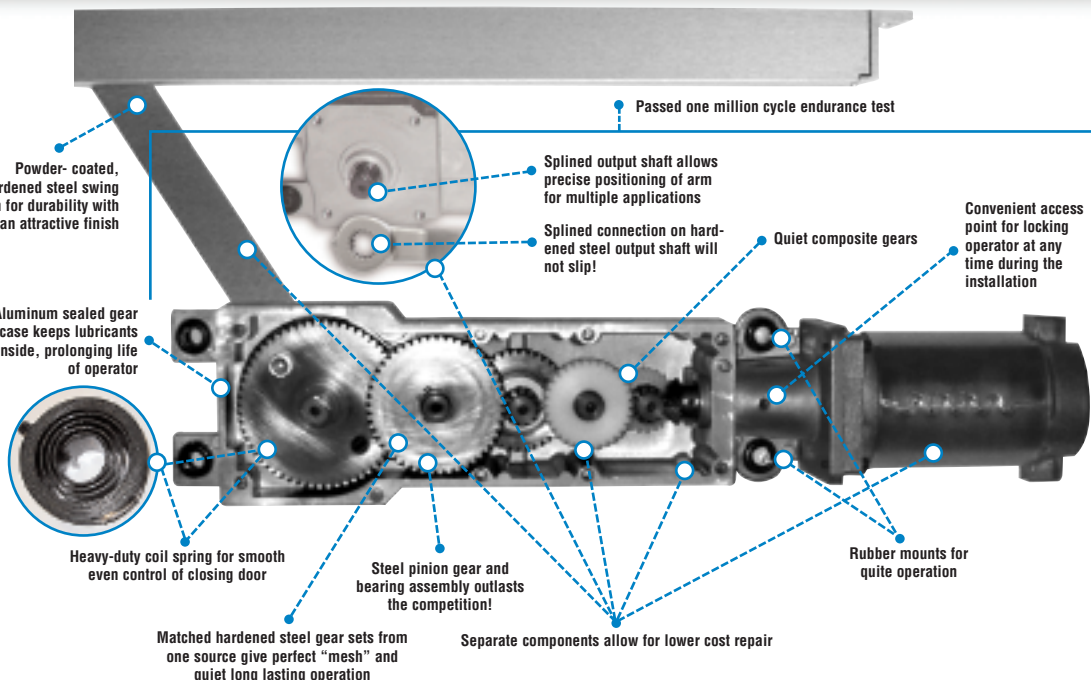
Side-load Header makes it easier and faster to install and service the door operator and controls



We ensure the highest level of Customer Satisfaction and the lowest failure rate by rigorously testing each GT 300 for hundreds of cycles prior to shipment.



NABCO offers a complete line of activating devices including key switches, wall switches, jamb mounted switches and radio controls.




FINISHES:

The GT 300 is available in 2 standard anodized finishes, clear aluminum or dark bronze. NABCO can provide a custom color match in wet paint or powder coat paint. Custom anodized colors are available to meet your specifications. The header can also be clad in stainless or bronze with your choice of finishes.

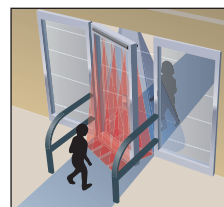
OPTIONAL SENSORS:



ACUGARD 3
Complete Sensing System



When used with the advanced "U" Series microprocessor, sensors starting from the pivot end systematically adjust as walls or guide rails overlap the sensing area.



As the door is opening, an Acugard sensor detects a person in the path of the door and stops the door from opening.

NABCO SERVICE

Our friendly, qualified technicians service swing, slide, and folding doors, and sensors for all major brands of entrances. NABCO also offers turnkey programs that meet all ANSI standards to replace entire entrance systems from tear-out to finish.

Email – customerservice@nabcoentrances.com

TECHNICAL SPECIFICATIONS:

Complete 3-part specs are available at www.nabcoentrances.com

Distributed By:

MANUFACTURER
NABCO ENTRANCES INC.
P.O. Box 906
Muskego, WI 53150
Phone 877-622-2694 Fax 888-679-3319

www.nabcoentrances.com
email info@nabcoentrances.com