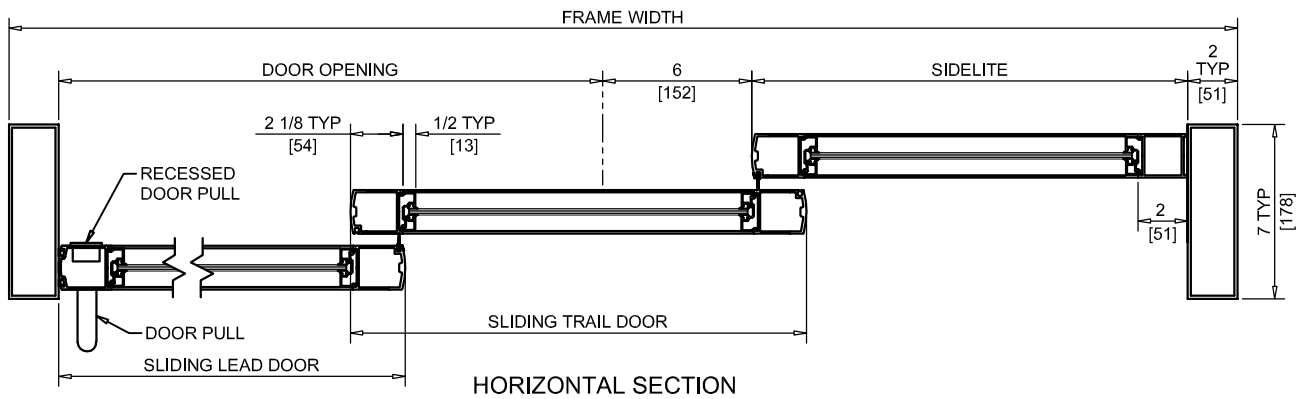
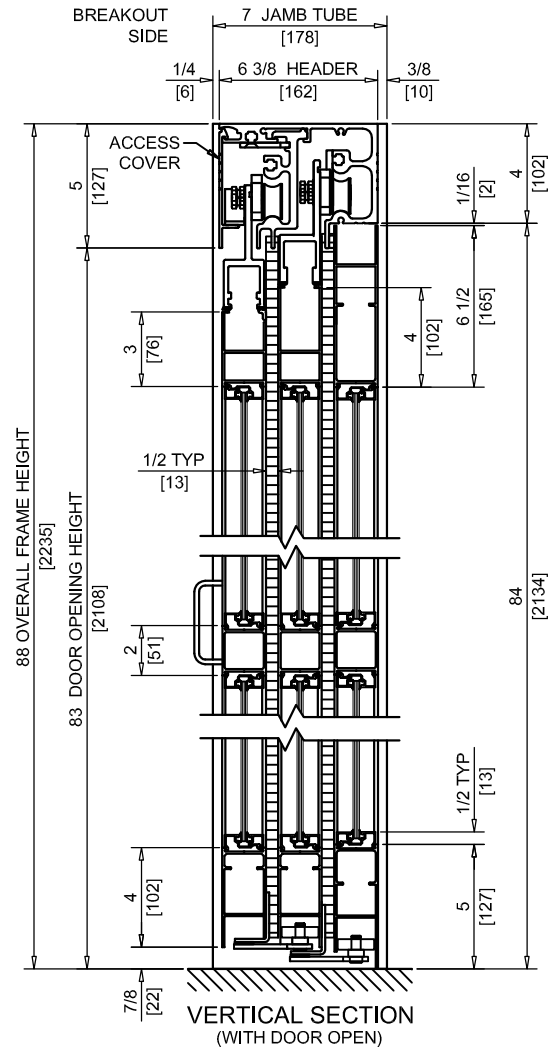
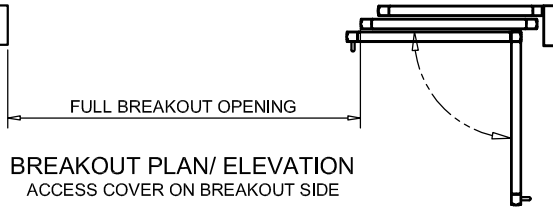
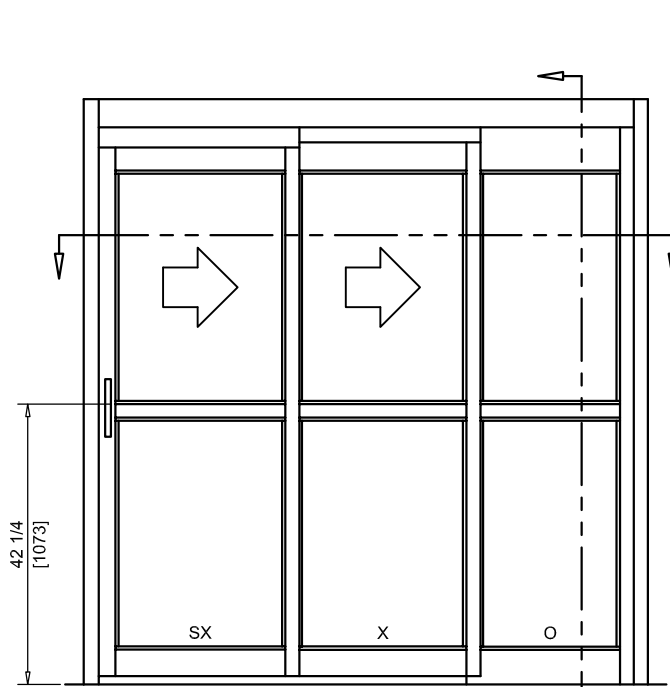




NABCO Entrances Inc.
 S82 W18717 Gemini Drive Muskego, WI 53150
 www.nabcoentrances.com 1-877-622-2694

JOB NAME: _____
 LOCATION: _____
 DISTRIBUTOR: _____
 DOOR #: _____ DATE: _____
 SHEET ____ OF ____

GT2125TR
 SINGLE SLIDE
 RIGHT HAND
 FIXED SIDELITE
 TRACKLESS
 TELESCOPIC



NOTES:

- "D" HANDLE PROVIDED ON BREAKOUT SIDE. RECESSED HANDLE PROVIDED ON NON BREAKOUT SIDE.
- NO FLOOR TRACK TO INTERFERE WITH TRAFFIC.
- BREAKOUT IN ANY POSITION.
- UNITS ARE HANDED FROM THE BREAKOUT SIDE.
- VINYL WEATHERING IS STANDARD.
- CASTERS ARE REQUIRED ON ALL PANELS GREATER THEN 54" WIDE AND/OR 200 LBS OR MORE.
- ROUGH OPENING EQUALS FRAME WIDTH +1/2" AND FRAME HEIGHT +1/4".

	DOOR OPENING	FULL BREAKOUT OPENING	FRAME WIDTH	SLIDING LEAD DOOR	SLIDING TRAIL DOOR	SIDELITE
MIN.	32 1/8" [816]	35 1/8" [892]	5'-1 1/2" [1562]	21 3/8" [543]	21 3/8" [543]	19 3/8" [492]
MAX.	95 1/8" [2416]	98 1/8" [2492]	13'-0" [3962]	52 7/8" [1343]	52 7/8" [1343]	50 7/8" [1292]